

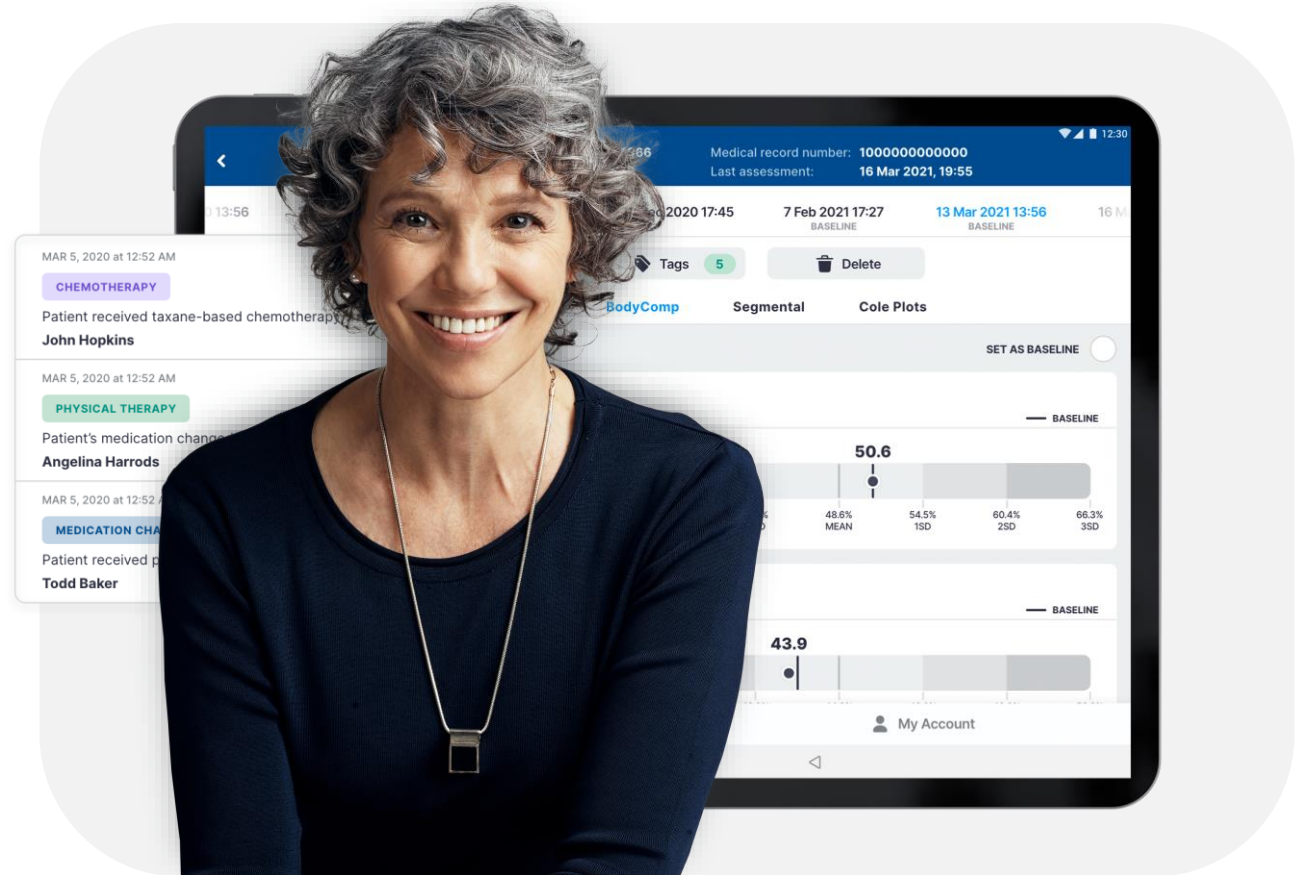
Quarterly Activities Report and Investor Presentation

APPENDIX 4C –

Quarter Ended 30 June 2023

24 July 2023

ASX: IPD



Forward Looking Statements

This announcement contains or may contain forward-looking statements that are based on management's beliefs, assumptions and expectations and on information currently available to management.

All statements that address operating performance, events or developments that we expect or anticipate will occur in the future are forward-looking statements, including without limitation our expectations with respect to our ability to expand sales and market acceptance in the US and Australia including our estimates of potential revenues, costs, profitability and financial performance; our ability to develop and commercialise new products including our ability to obtain reimbursement for our products; our expectations with respect to our clinical trials, including enrolment in or completion of our clinical trials and our associated regulatory submissions and approvals; our expectations with respect to the integrity or capabilities of our intellectual property position.

Management believes that these forward-looking statements are reasonable as and when made. You should not place undue reliance on forward-looking statements because they speak only as of the date when made.

ImpediMed does not assume any obligation to publicly update or revise any forward-looking statements, whether as a result of new information, future events or otherwise. ImpediMed may not actually achieve the plans, projections or expectations disclosed in forward-looking statements. Actual results, developments or events could differ materially from those disclosed in the forward-looking statements.

Key Updates



Achieving Significant Momentum with Private Payors

First Top 5 National Payor published medical policy less than four months from update to NCCN Guidelines® for Survivorship.



Strong Initial Growth in SOZO System Sales

Initial impact of NCCN Guidelines® seen through customer engagement in Q4 FY'23 and 34 SOZO System sales in the U.S.



Funded for Accelerated Growth

Resources available to accelerate the Private Payor opportunity and enable the scaled roll-out of SOZO systems in the U.S.

Impact of NCCN Guidelines® on Payor Policies¹

Specifically Name BIS	No Prior Authorisation	Medical Necessity	Strong Rates of Reimbursement	Helps Establish New Standard of Care
Policies specifically name bioimpedance spectroscopy (BIS), SOZO® ² and/or L-Dex®.	Policies do not require pre-authorisation for SOZO measurements, which will help streamline provider workflows.	Medical necessity determined by providers in line with PREVENT study protocol.	Strong reimbursement rates support customer ROI models and ImpediMed's pricing model.	Majority of policies not limited to breast cancer and include all cancers ³ .

1. NCCN Guidelines for Survivorship updated 24 March 2023 to recommend regular screening for lymphoedema, including with BIS. NCCN Clinical Practice Guidelines in Oncology (NCCN Guidelines®) for Survivorship V.1.2023. © National Comprehensive Cancer Network, Inc. 2023. All rights reserved. Accessed March 24, 2023. To view the most recent and complete version of the guideline, go online to NCCN.org.

2. Since the launch of SOZO, SOZO is the only commercially available FDA Cleared BIS Device for Lymphoedema. ImpediMed's U400 is also an FDA Cleared BIS Device for Lymphoedema.

3. Refers to all cancer patients at risk of limb lymphoedema and data from the National Cancer Institute: <https://seer.cancer.gov/statfacts/html/common.html>

Achieving Significant Momentum with Private Payors

Coverage Policies¹

- **Seven (7) positive medical policies published** in just four (4) months since inclusion of SOZO and BIS in the NCCN Guidelines®.
- Positive medical policies **led by Top 5 National Payor, Cigna Healthcare, and four (4) Blue Cross Blue Shield policies.**
- **Five (5) additional Regional medical policy revisions confirmed and pending.**
 - Additional Top 5 National Payors likely to accelerate with Regional Payor momentum.
- 23 Payors providing silent coverage for CPT code 93702.
 - Silent coverage and Medicare reimbursement, along with published Payor policies, moving additional states to critical mass.
- Critical mass (>80% covered lives) achieved in Michigan and Alabama.
- A handful of policies published without coverage and did not include a review of the NCCN Guidelines for Survivorship.
 - Working with Payors on review with reference to NCCN Guidelines for Survivorship.
 - Positive coverage still expected within our forecasted timelines.

Impact of Cigna Policy

50

Provides Coverage in
All 50 States

38

Top 5 Payor in 38 of
50 States


- First Top 5 National Payor.
- Provides health insurance coverage in all 50 states and is a Top 5 Payor in 38 states.
- Coverage policy brings multiple states closer to critical mass (>80% covered lives).
- Policy specifically names ImpediMed, SOZO® and L-Dex®.
- Policy provides access to coverage beyond breast cancer related lymphoedema to all individuals at risk of developing limb lymphoedema

¹Data as of 21 July 2023

Reimbursement Timelines


Domino Effect of Positive Medical Policies

- Achieved all FY'23 reimbursement goals.
- Key Regional Payor wins creating a domino effect.
- First Top 5 National Payor achieved ahead of internal expectations.
- Critical mass (>80% covered lives) achieved in two states.



~50% Private Payors to Publish Coverage by 31 December 2023

- Nearly 50% of Private Payors are projected to publish coverage by the end of calendar year 2023¹.
- Focus on key Regional Payors creating a domino effect with other payors.
- Additional Top 5 National Payors likely to accelerate with continued Regional Payor momentum.



~95% Private Payors to Publish Coverage by 30 June 2024

- Nearly all Private Payors are projected to publish coverage by the end of our fiscal year 2024¹.
- Broad reimbursement unlocks substantial growth opportunity.

¹. Projected timing based on a combination of direct correspondence with private payors by ImpediMed or our provider partners and publicly available BIS medical policy publishing updates.

². Refers to all cancer patients at risk of limb lymphoedema and data from the National Cancer Institute: <https://seer.cancer.gov/statfacts/html/common.html>

Strong Initial Growth in SOZO System Sales

54

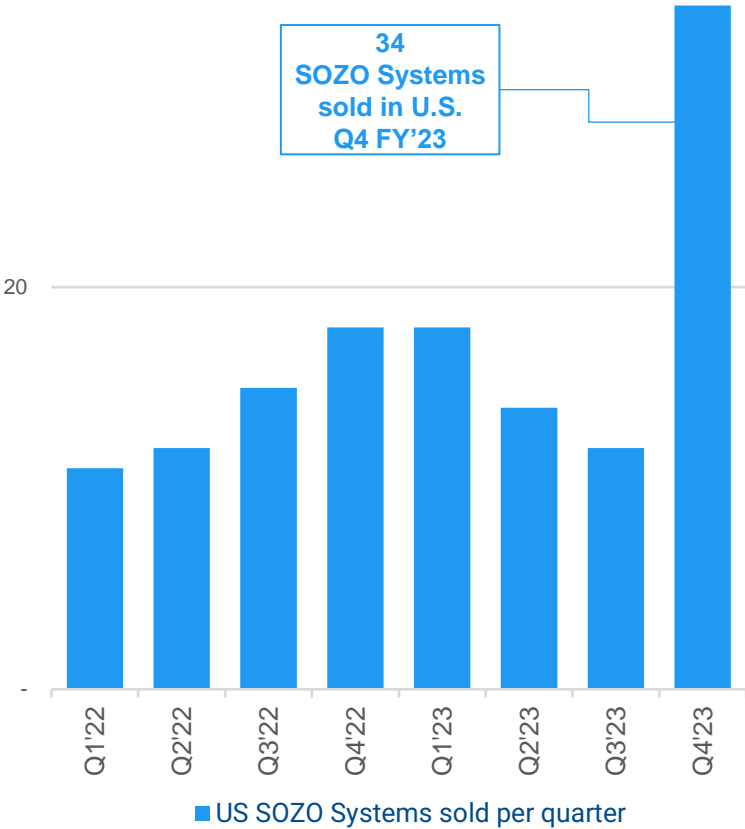
SOZO Systems
sold globally
(+200% QoQ[^])

11

NCCN Centres
expanded/renewed in qtr
(1/3 of total NCCN centres)

- 54 SOZO Systems sold globally in Q4 FY'23 (200% ↑ QoQ)
 - 34 of those sold in the U.S.
- Healthy mix of new customers and expansion accounts.
 - Addition of 15 new customers.
 - Expansion at five (5) NCCN centres.
 - Total of 11 NCCN centres expanded or renewed in quarter.
- Growth achieved prior to broad reimbursement.
 - Strong momentum building for FY'24 as additional positive payor policies are published during the period.
 - Laying the groundwork for a significant run of growth for FY'25 and beyond.

SOZO Systems
Sold in U.S.



[^] QoQ denotes Quarter-over-Quarter change in metric.
^{^^} YoY denotes Year-over-Year change in metric. CC denotes a Constant Currency metric.

All FY'23 revenue and cash flow numbers are unaudited.
All figures are stated in Australian dollars (AUD) unless otherwise notated.

Revenue Growth Led by SOZO System Sales

\$2.4m+

Core Business Revenue

(+38% YoY^)

(+29% YoY CC)

\$3.0m+

Total Revenue

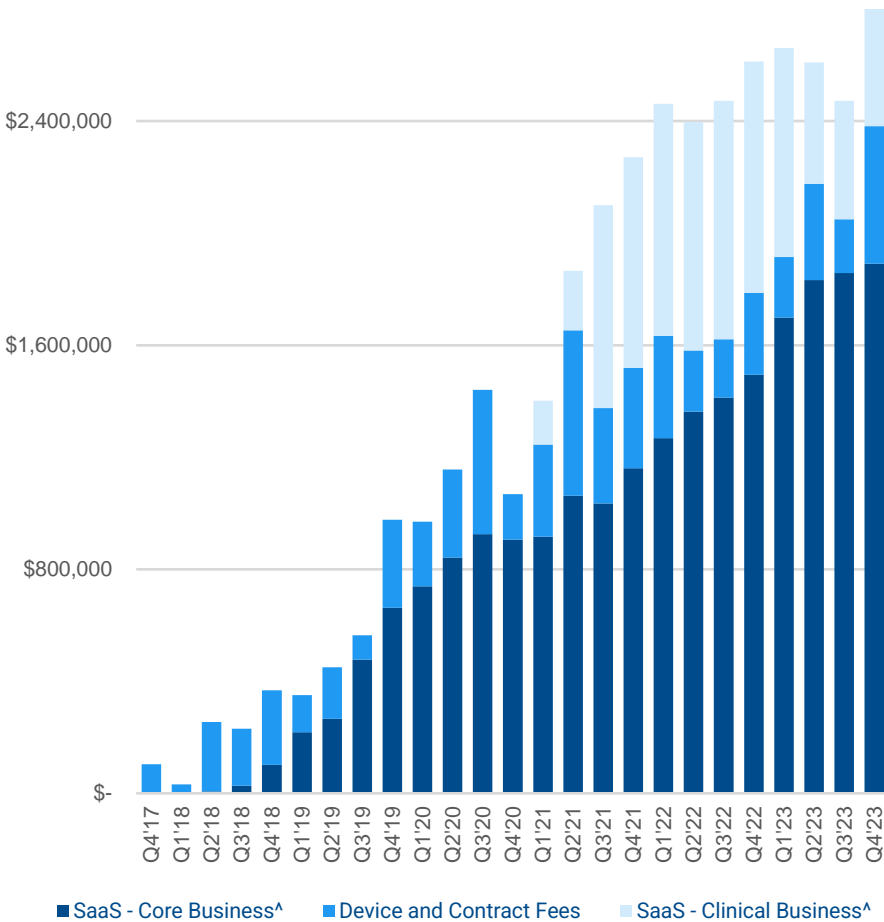
(+12% YoY^)

(+5% YoY CC)

- Record result for Total Revenue at \$3.0m+ for Q4 FY'23.
 - Growth achieved prior to broad reimbursement.
- Record result for Core Business Revenue at \$2.4m+ for Q4'FY23.
 - Growth led by the 54 SOZO System sales in quarter.
 - Leads to increased Core Business SaaS Revenue in FY'24.

^ QoQ denotes Quarter-over-Quarter change in metric. YoY denotes Year-over-Year change in metric. The Core Business relates primarily to the Group's Oncology business and includes both SaaS Revenue and Device and Contract Fees..

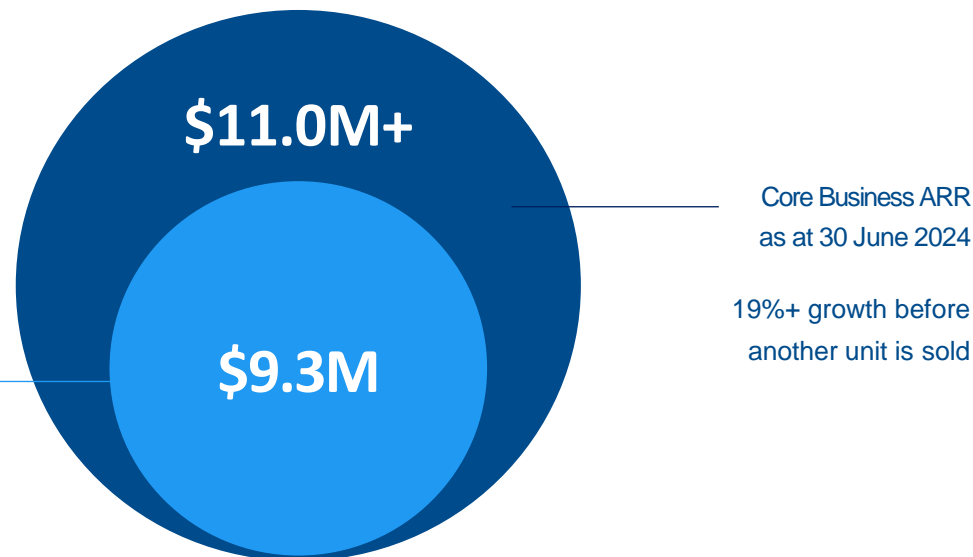
SOZO Revenue
(Excluding Legacy)



^The Core Business relates primarily to the Group's Oncology business. The Clinical Business refers to revenue generating contracts from research contracts such as AstraZeneca. All FY'23 revenue and cash flow numbers are unaudited. All figures are stated in Australian dollars (AUD) unless otherwise notated.

Strong Jump in ARR Led by New SOZO System Sales in U.S.

- \$9.4m ARRⁱ, of which \$9.3m relates to the Core Business, +27% YoY[^] (+22% CC).
- **Record result for Total Contract Value signed in a quarter at \$4.2m+** for Q4 FY'23.
 - \$3.8m TCVⁱⁱ signed in the Core Business, +17% YoY (+9% CC)
- U\$2,000+ Average monthly license fee in Year 3 per customer.
- Stair step pricing model locks in growth before additional SOZO system sales:



Core Business ARR
as at 30 June 2023

+22% growth YoY CC

Core Business ARR
as at 30 June 2024

19%+ growth before
another unit is sold

+22%

Increase in ARR YoY

In constant currency (CC)

< 3%

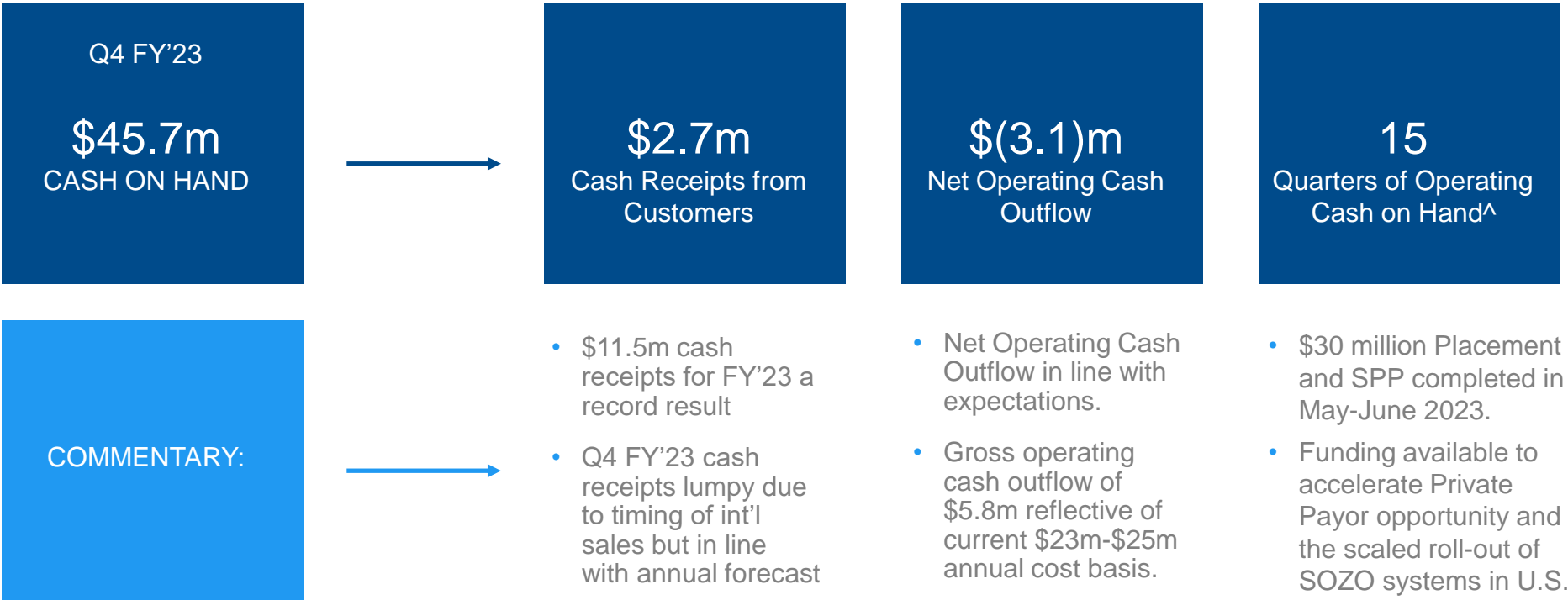
Churn Rate

based on SOZO Systems globally

All FY'23 revenue and cash flow numbers are unaudited.
All figures are stated in Australian dollars (AUD) unless otherwise noted.

[^] YoY denotes Year-over-Year change in metric. CC denotes Constant Currency.
ⁱ Annual Recurring Revenue (ARR): The amount of revenue reasonably expected to be booked for the next 12-month period based on existing signed contracts, and assuming installation upon sale.
ⁱⁱ Total Contract Value (TCV): Total value of customer contracts including one-time and recurring revenue

Funded for Accelerated Growth



[^] Estimated quarters of funding available as calculated in note 8 of the Appendix 4C.
All FY'23 revenue and cash flow numbers are unaudited.
All figures are stated in Australian dollars (AUD) unless otherwise notated.

Regulatory Landscape

501(K) Submission

- Submitted Traditional 501(k) application to FDA for Heart Failure.
 - Includes modification for removal of contra-indications for implantable pacing and cardioverter defibrillator devices.
 - 90-150 day process to complete with FDA.
- For clearance for Heart Failure (HF) and modification of the contra-indication.
- Would result in a consolidation of clearances (Lymphoedema, HF, Protein Calorie Malnutrition and Body Composition into one clearance).

Bilateral arm software update

- Currently working through an update to the SOZO software related to the bilateral arm L-Dex® assessment for patients at risk for lymphoedema in both arms.
 - Pertains to a single digit percentage of breast cancer patients.
 - Doesn't impact our core business of unilateral arm L-Dex assessments or L-Dex assessments of legs
- Since the update involves changing SOZO software, we're working with U.S., Australian and other regulatory authorities on the update.
- Will have no impact to our sales forecast or customer ROI benefit.
- The data from our SOZO Digital Health Platform helped us identify and now address this issue.

All FY'23 numbers are preliminary and unaudited. All figures are stated in Australian dollars (AUD) unless otherwise notated.

Preparing for Scale



Board Strengthened in Key Areas

- Dr Michael Seiden, MD, PhD
- Board-Certified Medical Oncologist in U.S.
- Daniel Sharp, CFA
- AU investor relations and capital markets expertise



Preparing for Operational Scale

- Market Access team fully built out and engaging with payors on policy updates.
- Sales, Customer Success, Medical Affairs and Manufacturing in process.



Rapidly Accelerating Sales Pipeline

- Impact of NCCN Guidelines[®] seen through customer engagement in Q4 FY'23.
- Building further momentum along with increased pricing.

Appendix



Results in Constant Currency

Core Business*	AUD \$millions	AUD		Constant Currency	
		YoY^	QoQ^^	YoY	QoQ
Annual Recurring Revenue	9.3	27%	7%	22%	6%
Contracted Rev. Pipeline	20.9	27%	7%	24%	7%
Total Contract Value	3.8	17%	21%	9%	16%

Core Business*	AUD \$millions	AUD		Constant Currency	
		YoY^	QoQ^^	YoY	QoQ
Core SaaS Revenue	1.9	32%	2%	23%	-1%
Total Core Revenue	2.4	38%	16%	29%	14%
Total Business	AUD \$millions	AUD		Constant Currency	
SOZO Revenue	2.8	10%	14%	3%	11%
Total Revenue	3.0	12%	15%	5%	12%

^ YoY denotes Year-over-Year change in metric.

^^ QoQ denotes Quarter-over-Quarter change in metric.

* The Core Business relates primarily to the Group's Oncology business. The Clinical Business refers to revenue generating contracts from research contracts such as AstraZeneca.

All FY'23 revenue and cash flow numbers are unaudited.

All figures are stated in Australian dollars (AUD) unless otherwise notated.

24 July 2023

ASX ANNOUNCEMENT

QUARTERLY ACTIVITIES REPORT

APPENDIX 4C – Quarter Ended 30 June 2023 (Q4 FY'23)

ImpediMed Limited (ASX:IPD), today released its Appendix 4C – Quarterly Cash Flow report and Quarterly Activities Report for the period ended 30 June 2023.

Highlights:

- 54 SOZO Systems sold globally in Q4 FY'23 (200% ↑ QoQⁱ).
 - 34 of those sold in the U.S.
- Healthy mix of new customers and expansion accounts.
 - Addition of 15 new customers.
 - Expansion at five (5) NCCN centres.
 - Total of 11 NCCN centres expanded or renewed in quarter.
- Growth achieved prior to broad reimbursement.
 - Strong momentum building for FY'24 as additional positive payor policies are published during the period.
 - Laying the groundwork for a significant run of growth for FY'25 and beyond.

Revenue Summary:

- Record result for Core Business Revenue at \$2.4m, +38% pcpⁱⁱ (+29% CCⁱⁱⁱ).
- Record result for Total Revenue, exceeding \$3.0m for the first time +12% pcp (+5% CC).

Cash Flow Summary:

- Cash on hand as at 30 June 2023 of \$45.7 million.
- Cash Receipts from Customers were \$2.7 million.
 - Q4 FY'23 cash receipts lumpy due to timing of international sales, but in line with annual forecast for FY'23.
 - Record result for cash receipts for FY'23, at \$11.5 million.
- Net Operating Cash Outflows were \$(3.1) million.
- 15 Quarters Operating Cash Flow based on current cost structure.
- Related Parties: During the quarter, the Company Directors received a combination of cash remuneration, as well as issued shares as equity-based remuneration in lieu of cash, as described in Item 6 of the Appendix 4C.
- These payments to directors consisted of cash payments of \$62,000 as well as \$94,000 in Directors' fees accrued and unpaid at 30 June 2023 related to equity-based remuneration.

Operational Summary and Key SaaS Metrics:

- Record result for Patient Tests conducted in the quarter, with 56,000+ tests conducted, +23% pcp.
 - 650,000+ Patient Tests since launch of SOZO.
 - Equates to over 2bn data points on the human body.
- Record result for Total Contract Value (TCV^{iv}) signed in Q4 FY'23, at \$4.2 million.
 - \$3.8m relates to the Core Business, +17% pcp (21% CC).
- \$9.4m ARR^v, of which \$9.3m relates to the Core Business, +27% pcp (+22% CC).
- \$20.9m CRP^{vi}, +27% pcp (+30% CC).
 - 90%+ SaaS Gross Margins expected on all CRP.
- >1,000 SOZO systems sold in Core Business to date.
 - 34 of 54 systems sold quarter sold in U.S.
- >3% Churn Rate on all SOZO Systems.

Approved for release by the Managing Director & CEO, Richard Valencia.

Contact Details

Investor Relations Contact:

Hannah Howlett

WE Communications

T: +61 450 648 064

E: hhowlett@we-worldwide.com

E: investorrelations@impedimed.com

About ImpediMed

Founded and headquartered in Brisbane, Australia with US and European operations, ImpediMed is a medical technology company that uses bioimpedance spectroscopy (BIS) technology to generate powerful data to maximise patient health. ImpediMed produces the SOZO[®] Digital Health Platform, which is FDA-cleared, CE-marked, and ARTG-listed for multiple indications, including lymphoedema, heart failure, and protein calorie malnutrition and sold in select markets globally.

In March 2023, the NCCN Clinical Practice Guidelines In Oncology (NCCN Guidelines[®]) for Survivorship were updated and reference bioimpedance spectroscopy as the recommended objective tool to screen at-risk cancer patients for early signs of lymphoedema. With the SOZO Digital Health Platform and L-Dex[®], ImpediMed is the only company to offer FDA-cleared technology that uses bioimpedance spectroscopy for the clinical assessment of lymphoedema. The connected digital health platform and large, attractive cancer-related lymphoedema market present an opportunity for continued strong growth through ImpediMed's SaaS subscription-based business.

For more information, visit www.impedimed.com.

Forward-Looking Statements

This announcement contains or may contain forward-looking statements that are based on management's beliefs, assumptions and expectations and on information currently available to management.

All statements that address operating performance, events or developments that we expect or anticipate will occur in the future are forward-looking statements, including without limitation our expectations with respect to our ability to expand sales and market acceptance in the US and Australia including our estimates of potential revenues, costs, profitability and financial performance; our ability to develop and commercialise new products including our ability to obtain reimbursement for our products; our expectations with respect to our clinical trials, including enrolment in or completion of our clinical trials and our associated regulatory submissions and approvals; our expectations with respect to the integrity or capabilities of our intellectual property position.

Management believes that these forward-looking statements are reasonable as and when made. You should not place undue reliance on forward-looking statements because they speak only as of the date when made. ImpediMed does not assume any obligation to publicly update or revise any forward-looking statements, whether as a result of new information, future events or otherwise. ImpediMed may not actually achieve the plans, projections or expectations disclosed in forward-looking statements. Actual results, developments or events could differ materially from those disclosed in the forward-looking statements.

ⁱ **QoQ** denotes Quarter-over-Quarter change in metric

ⁱⁱ **YoY** denotes Year-over-Year change in metric.

ⁱⁱⁱ **CC** denotes that the metric is measured on a constant currency basis, removing changes in foreign currency from the comparative period.

^{iv} **Total Contract Value (TCV)**: Total value of customer contracts including one-time and recurring revenue.

^v **Annual Recurring Revenue (ARR)**: The amount of revenue reasonably expected to be booked for the next 12-month period based on existing signed contracts, and assuming installation upon sale.

^{vi} **Contracted Revenue Pipeline (CRP)**: Future period revenue amounts related to TCV that are yet to be reported as recognised revenue.

- All FY'23 revenue and cash flow numbers are unaudited.
- CRP, ARR and TCV are non-IFRS financial metrics that do not represent revenue in accordance with Australian Accounting Standards.
- All figures are stated in Australian dollars (AUD) unless otherwise notated.

Appendix 4C

Quarterly cash flow report for entities subject to Listing Rule 4.7B

Name of entity
ImpediMed Limited
ABN

65 089 705 144

Quarter ended ("current quarter")

30 June 2023

Consolidated statement of cash flows	Current quarter \$A'000	Year to date (12 months) \$A'000
1. Cash flows from operating activities		
1.1 Receipts from customers	2,700	11,487
1.2 Payments for		
(a) research and development	(83)	(794)
(b) product manufacturing and operating costs	(289)	(2,300)
(c) advertising and marketing	(282)	(1,226)
(d) leased assets	-	-
(e) staff costs	(4,253)	(20,411)
(f) administration and corporate costs	(1,080)	(7,213)
1.3 Dividends received (see note 3)	-	-
1.4 Interest received	226	741
1.5 Interest and other costs of finance paid	-	-
1.6 Income taxes paid	-	-
1.7 Government grants and tax incentives	-	1,667
1.8 Other (provide details if material)	-	-
1.9 Net cash from / (used in) operating activities	(3,061)	(18,049)
2. Cash flows from investing activities		
2.1 Payments to acquire or for:		
(a) entities	-	-
(b) businesses	-	-
(c) property, plant and equipment	(27)	(392)
(d) investments	-	-
(e) intellectual property	-	-
(f) other non-current assets	(1,087)	(5,651)

Consolidated statement of cash flows		Current quarter \$A'000	Year to date (12 months) \$A'000
2.2	Proceeds from disposal of:		
	(a) entities	-	-
	(b) businesses	-	-
	(c) property, plant and equipment	-	-
	(d) investments	-	-
	(e) intellectual property	-	-
	(f) other non-current assets	-	-
2.3	Cash flows from loans to other entities	-	-
2.4	Dividends received (see note 3)	-	-
2.5	Other (provide details if material)	-	-
2.6	Net cash from / (used in) investing activities	(1,114)	(6,043)

3.	Cash flows from financing activities		
3.1	Proceeds from issues of equity securities (excluding convertible debt securities)	30,000	30,000
3.2	Proceeds from issue of convertible debt securities	-	-
3.3	Proceeds from exercise of options	7	22
3.4	Transaction costs related to issues of equity securities or convertible debt securities	(1,504)	(1,516)
3.5	Proceeds from borrowings	-	-
3.6	Repayment of borrowings	-	(149)
3.7	Transaction costs related to loans and borrowings	-	-
3.8	Dividends paid	-	-
3.9	Other (provide details if material)	(117)	(425)
3.10	Net cash from / (used in) financing activities	28,386	27,932

Item 3.9: Cash inflows during the period relate to a temporary timing difference in relation to GST on capital raising costs, offset slightly by the recognition of costs under AASB 16 Leases for the Group's premises leases.

4.	Net increase / (decrease) in cash and cash equivalents for the period		
4.1	Cash and cash equivalents at beginning of period	21,363	40,730
4.2	Net cash from / (used in) operating activities (item 1.9 above)	(3,061)	(18,049)

Consolidated statement of cash flows		Current quarter \$A'000	Year to date (12 months) \$A'000
4.3	Net cash from / (used in) investing activities (item 2.6 above)	(1,114)	(6,043)
4.4	Net cash from / (used in) financing activities (item 3.10 above)	28,386	27,932
4.5	Effect of movement in exchange rates on cash held	136	1,140
4.6	Cash and cash equivalents at end of period	45,710	45,710

5.	Reconciliation of cash and cash equivalents at the end of the quarter (as shown in the consolidated statement of cash flows) to the related items in the accounts	Current quarter \$A'000	Previous quarter \$A'000
5.1	Bank balances	32,163	4,216
5.2	Call deposits	13,547	17,147
5.3	Bank overdrafts	-	-
5.4	Other (provide details)	-	-
5.5	Cash and cash equivalents at end of quarter (should equal item 4.6 above)	45,710	21,363

6.	Payments to related parties of the entity and their associates	Current quarter \$A'000
6.1	Aggregate amount of payments to related parties and their associates included in item 1	62
6.2	Aggregate amount of payments to related parties and their associates included in item 2	-
<i>Note: if any amounts are shown in items 6.1 or 6.2, your quarterly activity report must include a description of, and an explanation for, such payments.</i>		

Item 6.1: Payments to Directors consist of the portion Non-Executive Directors' fees paid as cash and superannuation. At 30 June 2023, there were \$94,000 in Directors' fees accrued and unpaid related to equity-based remuneration and superannuation.

7. Financing facilities <i>Note: the term "facility" includes all forms of financing arrangements available to the entity.</i> <i>Add notes as necessary for an understanding of the sources of finance available to the entity.</i>	Total facility amount at quarter end \$A'000	Amount drawn at quarter end \$A'000
7.1 Loan facilities	-	-
7.2 Credit standby arrangements	-	-
7.3 Other (please specify)	-	-
7.4 Total financing facilities	-	-
7.5 Unused financing facilities available at quarter end		-
7.6 Include in the box below a description of each facility above, including the lender, interest rate, maturity date and whether it is secured or unsecured. If any additional financing facilities have been entered into or are proposed to be entered into after quarter end, include a note providing details of those facilities as well.		

8. Estimated cash available for future operating activities	\$A'000
8.1 Net cash from / (used in) operating activities (item 1.9)	(3,061)
8.2 Cash and cash equivalents at quarter end (item 4.6)	45,710
8.3 Unused finance facilities available at quarter end (item 7.5)	-
8.4 Total available funding (item 8.2 + item 8.3)	45,710
8.5 Estimated quarters of funding available (item 8.4 divided by item 8.1)	15
<i>Note: if the entity has reported positive net operating cash flows in item 1.9, answer item 8.5 as "N/A". Otherwise, a figure for the estimated quarters of funding available must be included in item 8.5.</i>	
8.6 If item 8.5 is less than 2 quarters, please provide answers to the following questions:	
8.6.1 Does the entity expect that it will continue to have the current level of net operating cash flows for the time being and, if not, why not?	
Answer:	
8.6.2 Has the entity taken any steps, or does it propose to take any steps, to raise further cash to fund its operations and, if so, what are those steps and how likely does it believe that they will be successful?	
Answer:	
8.6.3 Does the entity expect to be able to continue its operations and to meet its business objectives and, if so, on what basis?	
Answer:	
<i>Note: where item 8.5 is less than 2 quarters, all of questions 8.6.1, 8.6.2 and 8.6.3 above must be answered.</i>	

Compliance statement

- 1 This statement has been prepared in accordance with accounting standards and policies which comply with Listing Rule 19.11A.
- 2 This statement gives a true and fair view of the matters disclosed.

Date: 24 July 2023

Authorised by: Chair of Audit & Risk Committee and CEO/MD
.....
(Name of body or officer authorising release – see note 4)

Notes

1. This quarterly cash flow report and the accompanying activity report provide a basis for informing the market about the entity's activities for the past quarter, how they have been financed and the effect this has had on its cash position. An entity that wishes to disclose additional information over and above the minimum required under the Listing Rules is encouraged to do so.
2. If this quarterly cash flow report has been prepared in accordance with Australian Accounting Standards, the definitions in, and provisions of, *AASB 107: Statement of Cash Flows* apply to this report. If this quarterly cash flow report has been prepared in accordance with other accounting standards agreed by ASX pursuant to Listing Rule 19.11A, the corresponding equivalent standard applies to this report.
3. Dividends received may be classified either as cash flows from operating activities or cash flows from investing activities, depending on the accounting policy of the entity.
4. If this report has been authorised for release to the market by your board of directors, you can insert here: "By the board". If it has been authorised for release to the market by a committee of your board of directors, you can insert here: "By the [name of board committee – eg Audit and Risk Committee]". If it has been authorised for release to the market by a disclosure committee, you can insert here: "By the Disclosure Committee".
5. If this report has been authorised for release to the market by your board of directors and you wish to hold yourself out as complying with recommendation 4.2 of the ASX Corporate Governance Council's *Corporate Governance Principles and Recommendations*, the board should have received a declaration from its CEO and CFO that, in their opinion, the financial records of the entity have been properly maintained, that this report complies with the appropriate accounting standards and gives a true and fair view of the cash flows of the entity, and that their opinion has been formed on the basis of a sound system of risk management and internal control which is operating effectively.