

Quick Start Guide

Ensure you have fully read and understood the complete MySOZO instructions for use available at www.impedimed.com.

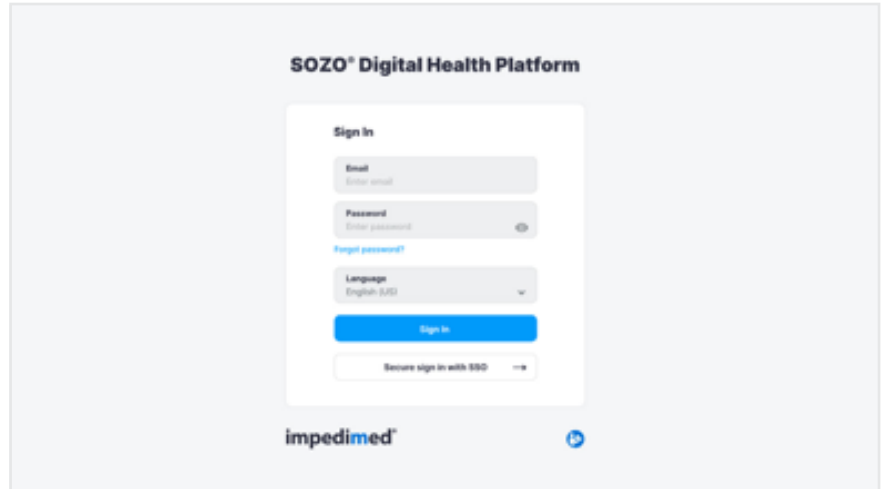
Tip: Contact your MySOZO Administrator for account set-up details.

1

Sign In

1. Using Chrome or Firefox or Edge Chromium sign into mysozo.com

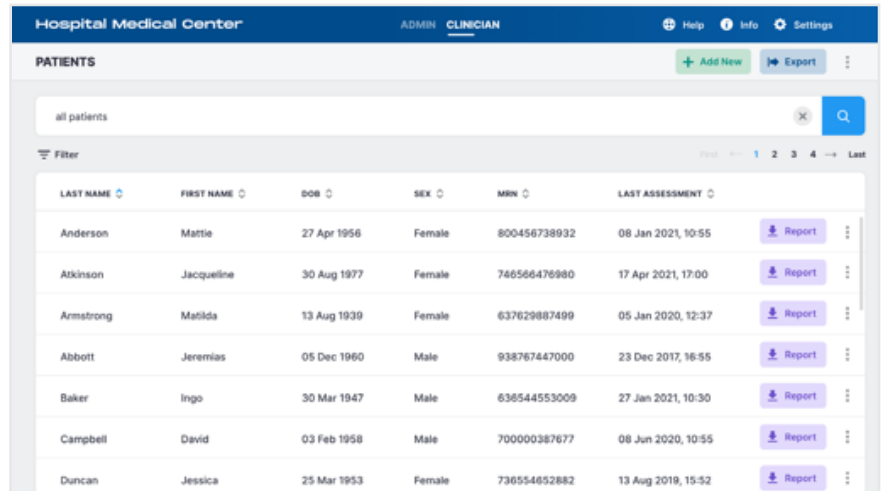
Username is your email address created by your MySOZO Administrator.



2

Patient List

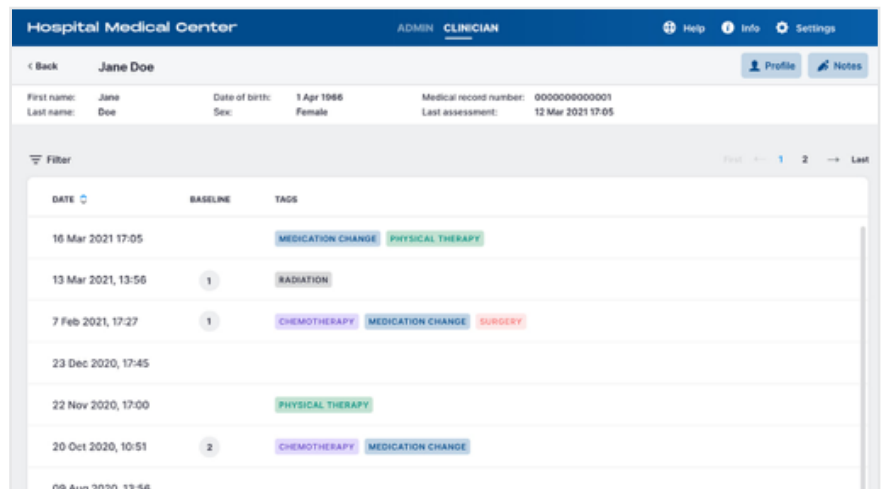
1. Provides access to a list of patients in your MySOZO database
2. Allows searching by Last/First name, DOB, sex, MRN and Last assessment date
3. Allows a clinician to create a patient report
4. Provides access to individual patient data, by selecting a patient in the patient list



3

Patient Dashboard

1. Displays a list of all measurements taken for the patient along with information about the measurement such as baselines and tags
2. Provides access to patient profile
3. Allows access to view, create, or edit notes associated with the patient



Quick Start Guide

4

Profile

Patient profile will give access to:

1. Demographics
2. Assessment types available
3. Patient groups

5

Notes

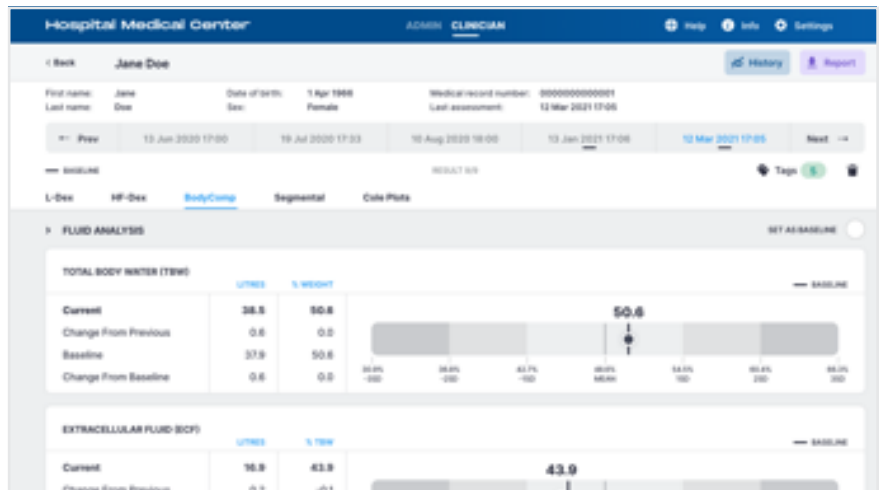
1. Provides access to a list of notes assigned to the selected patient
2. Ability to create new note
3. Ability to edit or delete an existing note

Please note: A maximum of 10 notes is allowed per patient. To add a new note, first delete an existing note.

6

Results

1. Provides access to measurement outputs
2. Provides access to historical data
3. Ability to set baseline to customize trending results
4. Ability to assign measurement tags
5. Ability to create report



Quick Start Guide

7

History

1. Displays graphs of patient measurements overtime
2. Ability to select history graphs to view

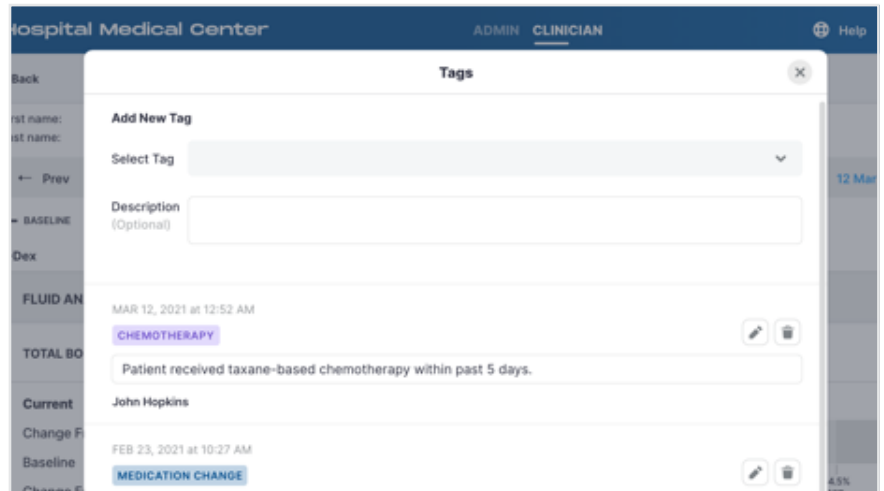


8

Tags

1. Provides access to a list of tags assigned to the selected measurement
2. Ability to assign new tag
3. Ability to edit or delete an existing tag

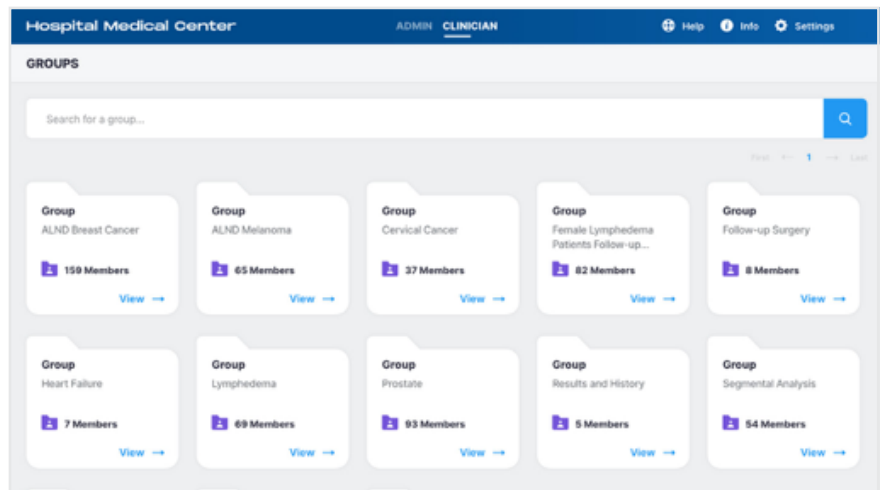
Please note: A tag must be first defined by an Administrator before it can be assigned to a measurement.



9

Groups

1. Provides access to a list of groups created by your MySOZO Administrator
2. Ability to add or remove a patient from a group

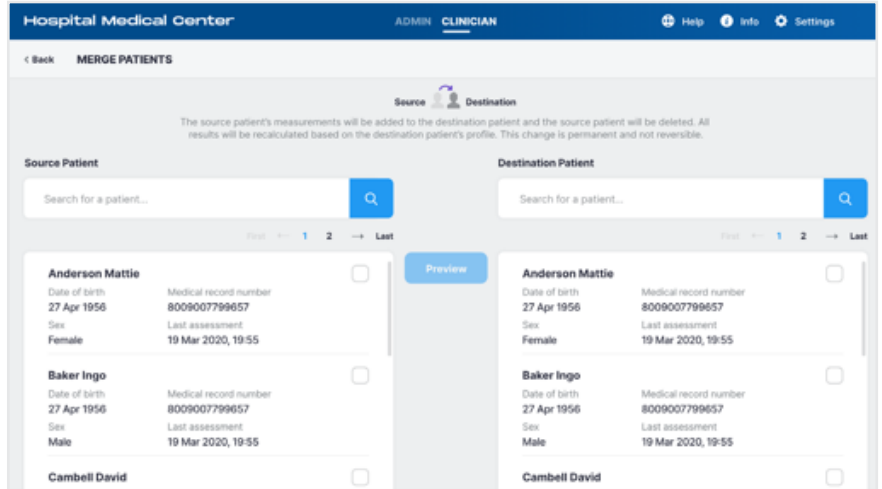


Quick Start Guide

10

Merge Patients

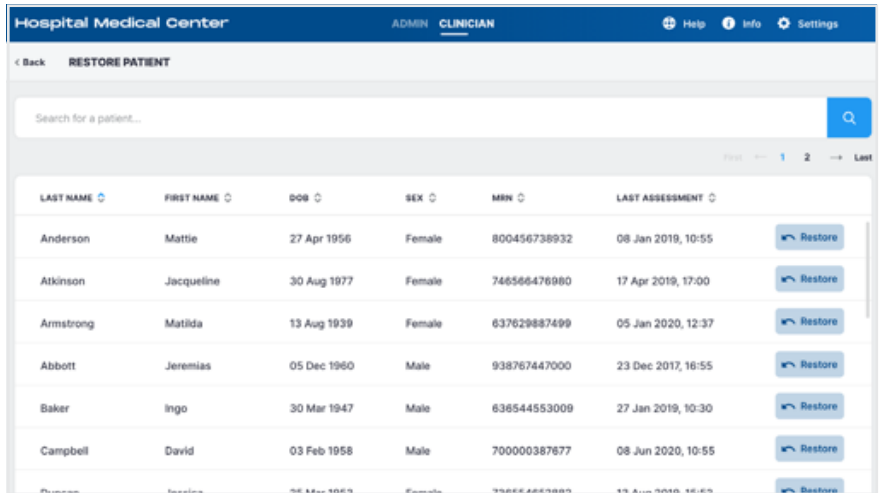
1. Allows patient data to be merged under one single patient profile



11

Restore Patient

1. Provides access to a list of deleted patients
2. Ability to activate a deleted patient



12

General Menu Items

1. Help
2. Info
3. Settings
4. My Account

